

Registration Screen

MOBILE TECH

First Time user, Please Register

First Name

Last Name

Company Name

Company Dealer/Distributor No.

Email

Distributor List

Set by GPS ON

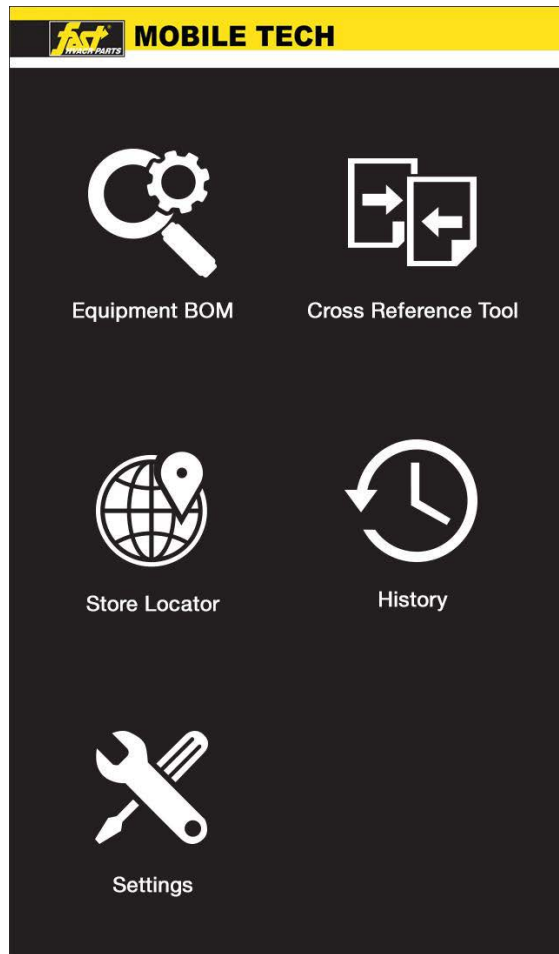
Preferred Branch

Show History

Register

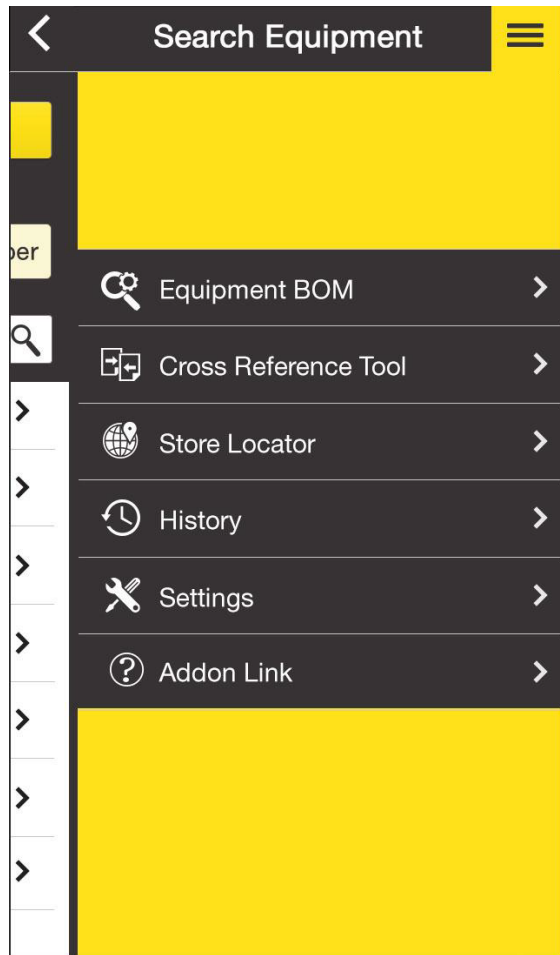
- ✓ First time user required to register before accessing application
- ✓ Distribution List, Preferred Branch, Show History fields will navigate to screen of available list from selected field
- ✓ User can Select nearest branch using GPS. Switching GPS off will enable user to enter Zip code manually

To complete desired task user can progress further by selecting the dashboard menu



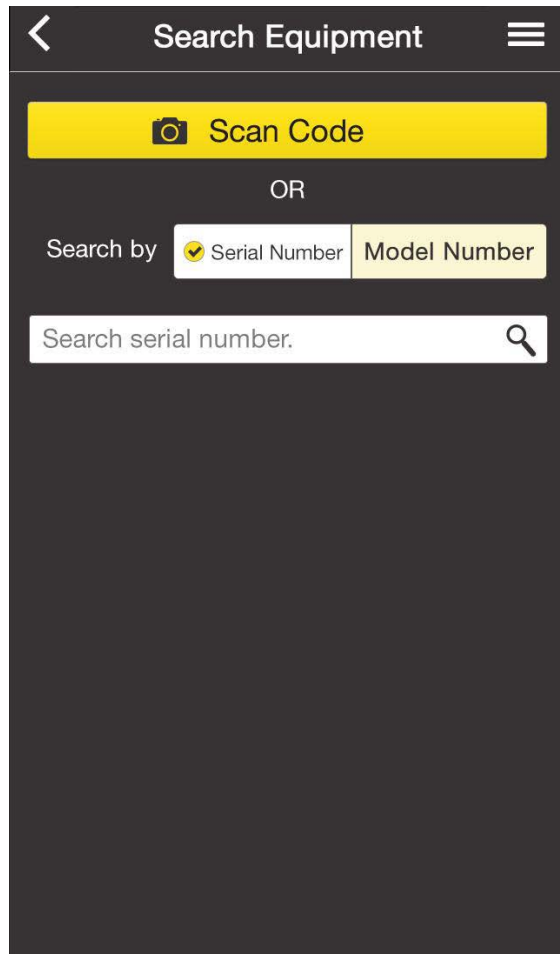
- ✓ **Equipment BOM** allows user to select required item and get details of that item
- ✓ **Cross Reference Tool** enables checking details of required item and its available replacement
- ✓ **Store Locator** enables user to find store near by current location
- ✓ **History** displays list of previous records
- ✓ In **Settings** screen user can modify option or update registered information

Main Navigation



- Clicking ***Menu*** icon will slide the Main Navigation, which can be accessed from all the screens

Search Equipment



The screenshot shows a mobile application interface for searching equipment. At the top, there is a dark header with a back arrow on the left, the text "Search Equipment" in the center, and a hamburger menu icon on the right. Below the header is a yellow button with a camera icon and the text "Scan Code". Underneath this button is the word "OR". Below "OR" are two search options: "Serial Number" (which is selected with a checkmark) and "Model Number". At the bottom of the search options is a search input field with the placeholder text "Search serial number." and a magnifying glass icon on the right.

- Search Equipment screen allows user to Scan Code or manually search for item by either using Serial Number or Model Number

Search Equipment - Details

The screenshot shows a mobile application interface for searching equipment. At the top, there is a dark header with a back arrow, the text "Search Equipment", and a menu icon. Below the header is a yellow button with a camera icon and the text "Scan Code". Underneath this is the word "OR". A "Search by" section contains two buttons: "Serial Number" and "Model Number" (which is selected with a checkmark). Below the search buttons is a search input field containing the text "HXA64" and a magnifying glass icon. The results are displayed as a list of three items, each with a right-pointing chevron:

- HXA642GKA100 >
- HXA648GKA100 >
- HXA649GKA100 >

- Once scanned or searched the required item, user will get list of related search items

Search Equipment - Details

The screenshot shows a mobile application interface for 'Equipment Details'. At the top, there is a back arrow, the title 'Equipment Details', and a menu icon. Below this, the equipment information is displayed: Model No.: HXA642GKA100, Serial No.: E112022121, and Description: COND A/C R410, 3.5 TON, 16 SEER, 208/230-1-60. There are two tabs: 'Functional Parts' (selected) and 'Non Functional Parts'. A list of parts follows, each with a checkbox, a name, and item/part numbers. The parts are: Grommet (Item No.: 20, Part No.: 1171737), Harness Assy Comf Alert (Item No.: 22, Part No.: 1177426), Filter Drier Kit 16CI (Item No.: 25, Part No.: 1173955), Comp ZP34K5E-PFV-130 (Item No.: 28, Part No.: ZP34K5EPFV130), and Contactor 1P 30A 24V W/Shunt (Item No.: 30, Part No.: 1172472). A 'Next' button is at the bottom.

Equipment Details

Model No.: HXA642GKA100
Serial No.: E112022121
Description: COND A/C R410, 3.5 TON, 16 SEER, 208/230-1-60

Functional Parts Non Functional Parts

Grommet
Item No.: 20 Part No.: 1171737

Harness Assy Comf Alert
Item No.: 22 Part No.: 1177426

Filter Drier Kit 16CI
Item No.: 25 Part No.: 1173955

Comp ZP34K5E-PFV-130
Item No.: 28 Part No.: ZP34K5EPFV130

Contactor 1P 30A 24V W/Shunt
Item No.: 30 Part No.: 1172472

Next

- ✓ Equipment Details screen displays Header details of the selected items.
- ✓ User can view list of *Functional Parts* or *Non Functional Parts*
- ✓ Clicking on *Cross Reference Tool* will show Cross Reference Tool options screen for selected part

Cross Reference Tool

Cross Reference Tool		
ICP Item No.:	ABA049KAB	
Compressor Type:	Recip	
ICP Item No.	Replacement	Brand
ZP44K5E-PFV-830	ZP42K5E-PFV-830	CP >
ABA049KAB		LG >
1172275	ZP51K5E-PFV-83R	CP >
ZP50K3EPFV830	ZP51K5E-PFV-83R	CP >
ZP50K3EPFV930	ZP50K3E-PFV-930	CP >
1172705	HRH050U1LP6	DAN >
1179590	HRH050U1LP6	DAN >
1185725		DAN >
HRH050U1LP6		DAN >

- ✓ Cross Reference Tool screen displays Header details of the item
- ✓ User can view list of details with available Replacement part for the selected part
- ✓ Clicking on item will display detailed information screen for the selected item

Item Details

ICP Item Details	
ICP Item No.:	ZP34K5E-PFV-130
Replacement:	ZP42K5E-PFV-130
Brand:	CP
Capacity Btu/hr:	40000
Height (in):	17
RLA	23.9
Run Cap	70/370
Suction	7/8 H 11.50
Discharge	1/2 H 15.34
EER Btu/Wh	10.4

- Item Details screen displays Header details and additional details of the selected item

Summary

Summary

Model No.: HXA642GKA100

Serial No.: E112022121

Job Identifier

Distributor Email

Parts List

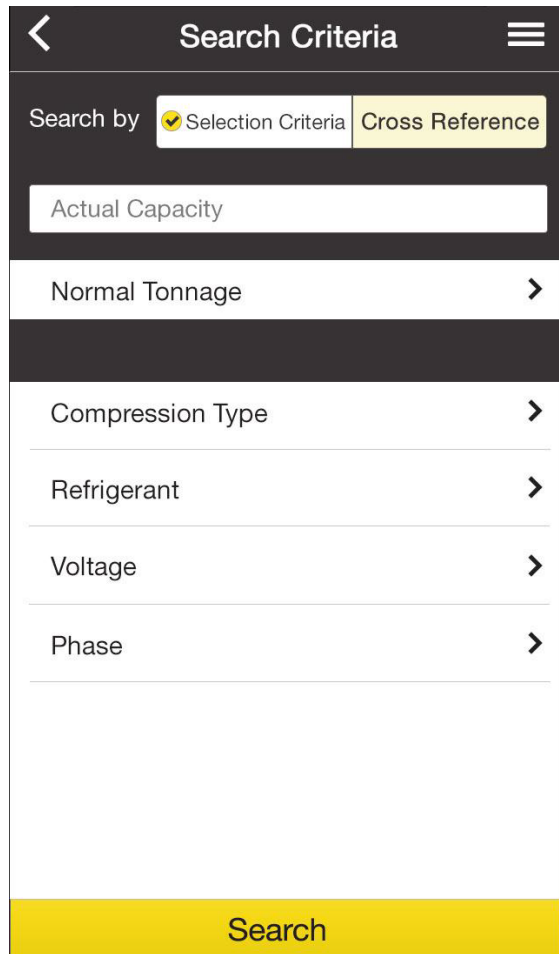
Grommet	Item No.: 20 Part No.: 1171737	
Harness Assy Comf Alert	Item No.: 22 Part No.: 1177426	
Comp ZP34K5E-PFV-130	Item No.: 22 Part No.: ZP34K5EPFV130	

Send Email Save

- ✓ Summary screen displays Header Details of the selected item.
- ✓ User can view *Parts List* of the selected item
- ✓ Pressing *Delete* icon will remove the Part from the Parts List
- ✓ User can input *Job Identifier* and select *Distributors Email* from available list created during registration

Compressor Cross Reference tool

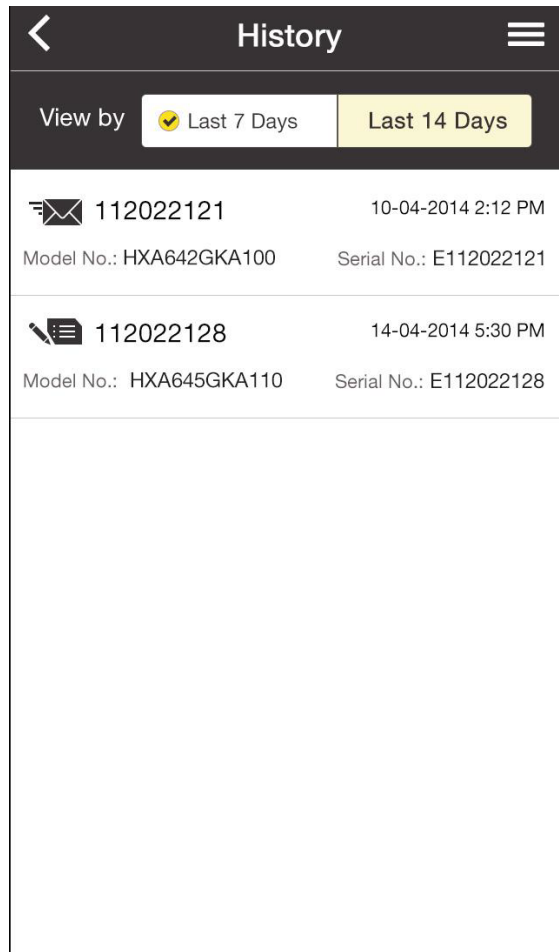
Search Criteria



The screenshot shows a mobile application interface for the 'Search Criteria' screen. At the top, there is a back arrow and the title 'Search Criteria' with a hamburger menu icon. Below the title, there is a 'Search by' section with two tabs: 'Selection Criteria' (selected with a checkmark) and 'Cross Reference'. A search input field contains the text 'Actual Capacity'. Below the input field, there are several expandable search criteria: 'Normal Tonnage', 'Compression Type', 'Refrigerant', 'Voltage', and 'Phase', each with a right-pointing chevron. At the bottom of the screen, there is a yellow 'Search' button.

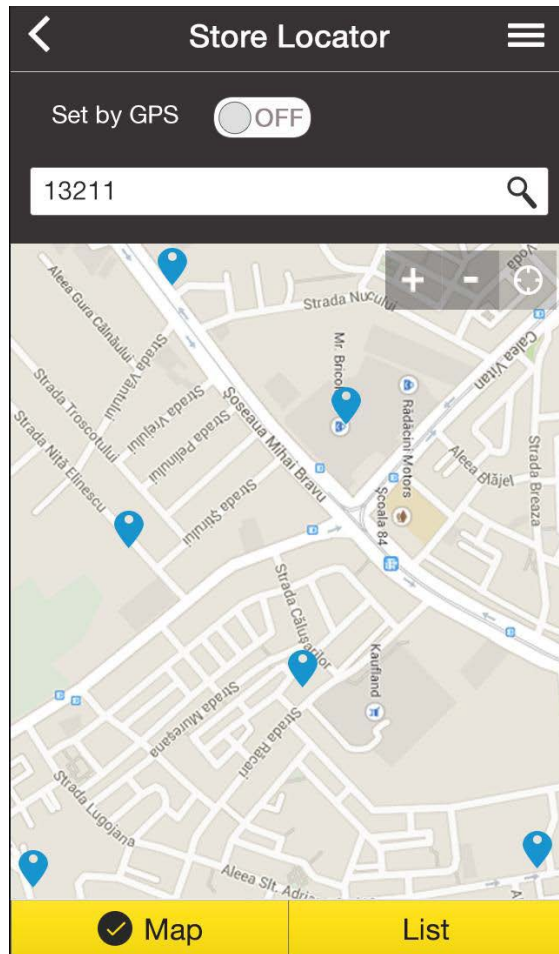
- User can search items by selection criteria or Cross Reference

History



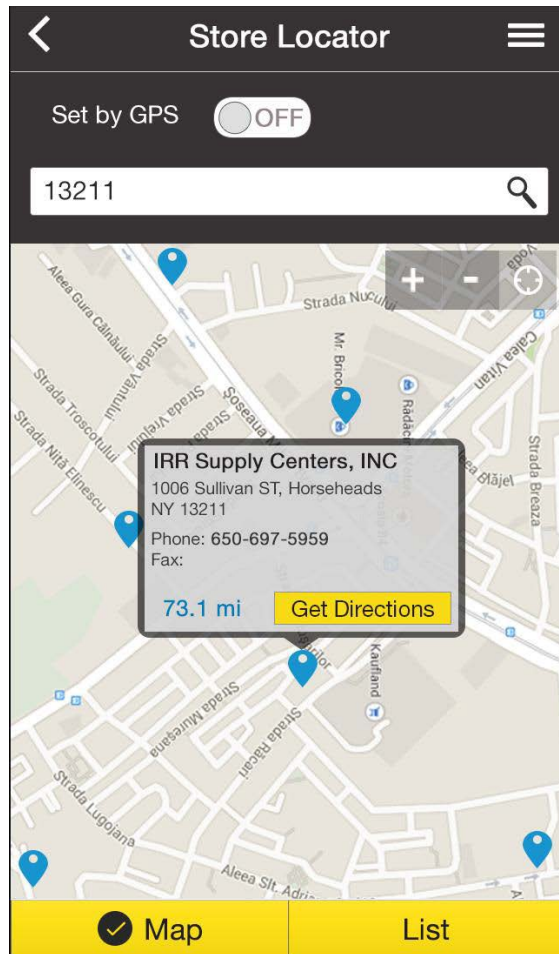
- ✓ History screen displays *Sent mails* and *drafts* saved previously
- ✓ User can view Last 7 Days history or 14 days history

Store Locator - Map



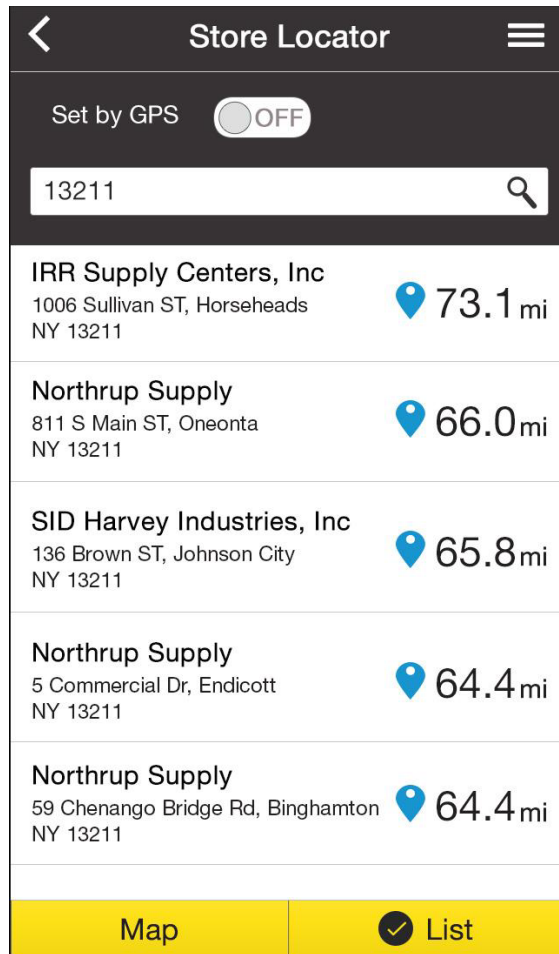
- ✓ Current location can be set by *GPS*. Switching off *GPS* will enable user to manually enter location zip code
- ✓ User can view near by store locations from Current Location
- ✓ Option to view store location on Map or list of all near by store location by clicking *List* button

Store Locator - Map



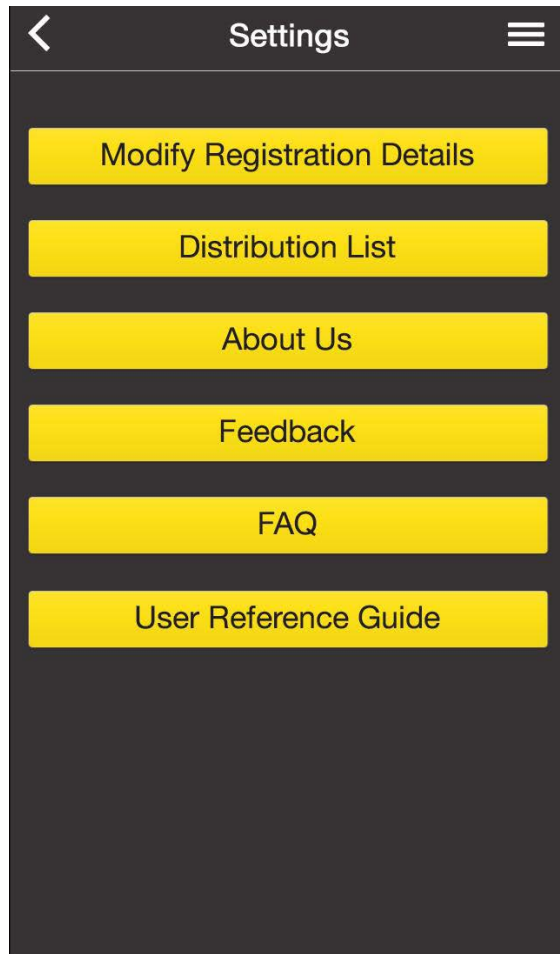
- Selecting Pin will bring address info as pop hover

Store Locator - List



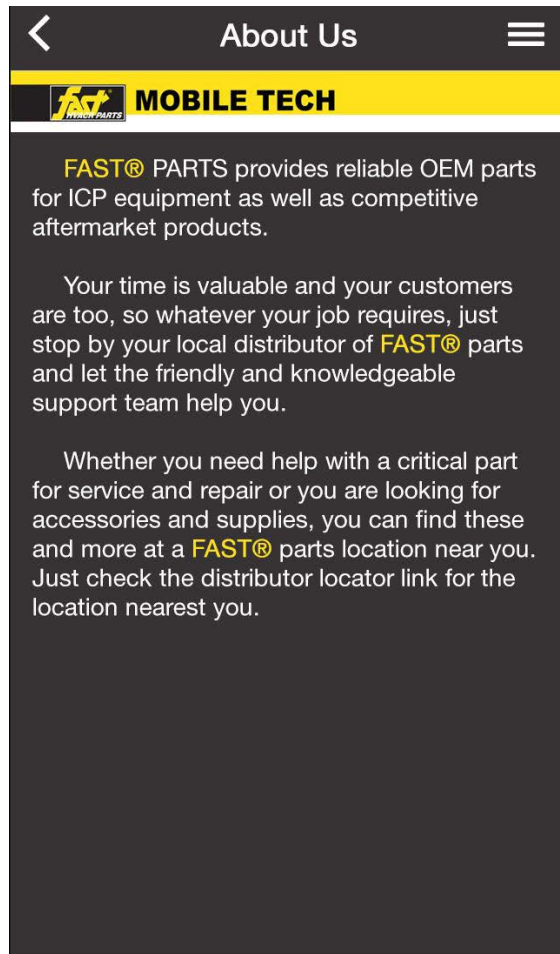
- Selecting List option will display all the near by store locations with address and distance

Settings



- ✓ User can update registered details by selecting **Modify Registration Details**
- ✓ By selecting **Distribution List**, user can view Previously saved list, edit list or create new list.
- ✓ **About Us** provides company information
- ✓ Selecting **Feedback** will show Feedback screen
- ✓ **FAQ** displays How To Question and Answer screen
- ✓ **User Reference Guide** will display Help on how to use application

About Us



- About us screen displays information of FAST® Parts